



五·四学制

义务教育教科书

英语

(三年级起点)

三年级 下册



山东科学技术出版社

义务教育教科书(五·四学制)

英语

(三年级起点)

三年级 下册



山东出版
SHANDONG PUBLISHING

主 编：田贵森 高洪德

副 主 编：陈元宝 刘 倩

分册主编：李 东 王 红

编写人员：高洪德 陈元宝 刘 倩 李 东 王 红 王丽敏

梁兰洁 孙茂贤 韩惠芬 许立英 纪荣艳 杨海燕

孙 杰 沙振华 孙 泓 王馨悦 张 莉 蒋 航

项目负责：孙 锋

责任编辑：杨立龙 于康康 庾 艳 马阳阳

美术编辑：姜海涛

装帧设计：刘从蓉

音乐编辑：脱晓燕

插 图：刘从蓉 金慧婕

电脑制作：安树仁

审 校：Henry Lee Miner [美]



山东出版
SHANDONG PUBLISHING

前言

亲爱的同学们，欢迎你们使用这套小学英语教材！

学习英语，有利于同学们更好地了解世界，学习先进的科学文化知识，和各国青少年相互沟通；有利于你们开阔视野，丰富生活经历，培养爱国主义精神，为你们的健康成长打下基础。

学完了这套英语教材，你们将能够用英语和同学们互相交流，能听懂、读懂并讲述简单的英语小故事，能演唱20多首英语歌曲和歌谣，甚至还能用英语表演小短剧呢！除了这些，你们还将了解一些外国有趣的人和事。

这套教材有以下几个特点：第一，它是专门为五年制小学的同学编写的；第二，教材内容生动有趣，通过Li Ming、Jenny和Danny等人物展开故事，配有大量的图画；第三，重视英语的学用结合，能够帮助同学们学会用英语“做事情”；第四，学习的难度不大，只要坚持认真学习，积极参与听、说、读、写活动，就能学好！

同学们，这套教材是数码有声点读教材，并且配有学习活动光盘、录音磁带、配套练习册、词汇卡片等，为你们的学习提供了方便。相信你们会喜欢这套教材，喜欢英语学习，并在学习过程中培养良好的习惯和优秀品德，将来成为祖国的有用人才。

祝你们成功！

编者

2012年1月

My Friends & I



Jenny



Li Ming



Wang Hong



It's me.



Guo Yang




Danny




Miss Zhang

山东出版
SHANDONG PUBLISHING

图例对照说明



listen



read



say



copy



play



sing



chant



talk



fun time

山东出版
SHANDONG PUBLISHING



CONTENTS

Unit 1	Food and Drinks	1
Unit 2	Clothes	9
Unit 3	Animals	17
Unit 4	Home	25
Unit 5	School	33
Unit 6	Time	41
Review		49
		
Words in Each Unit		55
Vocabulary		58




UNIT 1

Food and Drinks

Have some fish,
Jenny?

Yes, please.

I like orange juice!



UNIT 1

Lesson 1

I like eggs.



1. Listen and say.



山东出版
SHANDONG PUBLISHING



2. Let's talk.



I like bread.



I don't like bread.
I like eggs.



3. Let's copy.



apple



book

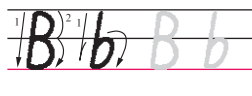
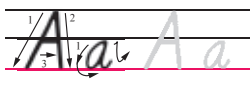


cat



desk

山东出版
SHANDONG PUBLISHING



UNIT 1


Lesson 2

Do you like fish?

1. Listen and say.



2. Let's talk.



3. Let's chant.



山东出版
SHANDONG PUBLISHING



Fish and rice,
Very nice.



Juice and milk,
Very nice.



Eggs and bread,
Very nice.



Yummy, yummy,
Lunch is nice!




UNIT 1

Lesson 3

I'd like some apple juice.

1. Listen and say.



山东出版
SHANDONG PUBLISHING

2. Let's talk.



3. Let's copy.



山东出版
SHANDONG PUBLISHING



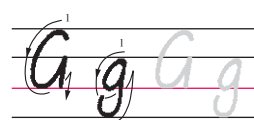
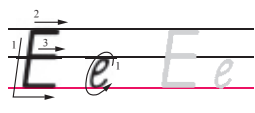
egg



fish



girl



UNIT 1

Lesson 4

Again, please!

1. Let's talk.



2. Fun time.



Say and guess.

It's a drink. It's white.



UNIT 2

Clothes

Whose coat is this?

Is this your coat,
Wang Hong?

No. My coat is
blue. It's Jenny's.

UNIT 2

Lesson 1

I have a new sweater.

1. Listen and say.



Do you like it?



You have a new sweater. It's lovely!



Thank you! I love it.

山东出版
SHANDONG PUBLISHING

2. Let's talk.



I have a new sweater.



Oh, it's blue and white. It's lovely.



You have a new sweater. It's cool.



Thank you.

山东出版
SHANDONG PUBLISHING

3. Let's copy.



hand




ice-cream



juice




kite



Lesson 2

Is this your cap?

1. Listen and say.



山东出版
SHANDONG PUBLISHING



2. Let's talk.



Is this your cap?

Yes, it is.

Is this your sweater?

No, it isn't.

山东出版
SHANDONG PUBLISHING

3. Let's sing.



What are you wearing?

1=D $\frac{4}{4}$

1	1 . 2	3 5	2 5 3 1
Jenny's wearing a	red dress,	red dress, red dress.	
Danny's wearing a	blue cap,	blue cap, blue cap.	


1	1 . 2	3 5	2 5 1 - :
Jenny's wearing a	red dress	all day long.	
Danny's wearing a	blue cap	all day long.	



Lesson 3

Whose coat is this?


1. Listen and say.



山东出版
SHANDONG PUBLISHING



2. Let's talk.



3. Let's copy.




山东出版
SHANDONG PUBLISHING



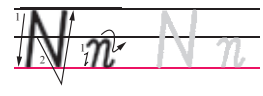
leg



mouth



nose



UNIT 2

Lesson 4

Again, please!

1. Let's talk.



Whose coat is this?



It's my coat.



Is this your shirt?



No, it isn't.
It's Peter's.

2. Fun time.



Act and say.

山东出版
SHANDONG PUBLISHING



UNIT 3

Animals

What are these?

How many monkeys can you see?


They're monkeys.

UNIT 3

Lesson 1

These are pandas.


1. Listen and say.



2. Let's talk.



So big!



3. Let's copy.

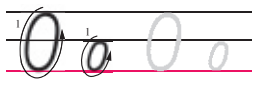


山东出版

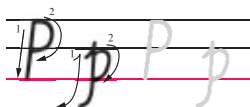
SHANDONG PUBLISHING



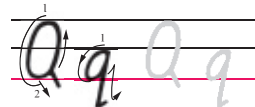
orange



panda



queen



UNIT 3

Lesson 2

What are these?

1. Listen and say.



山东出版
SHANDONG PUBLISHING

UNIT 3

2. Let's talk.



What are these?



They're rabbits.

3. Let's sing.



山东出版
SHANDONG PUBLISHING

Let's all go to the zoo tomorrow

1=D $\frac{4}{4}$



5	5	1	3	1	1	2	1	7	6	5	0
Let's	all	go	to	the		zoo		to-mor-row,			
Let's	all	go	to	the		zoo		to-mor-row,			



4	3	2	1	5	0	3	2	3	4	5	0
zoo		to-mor-row,				zoo		to-mor-row,			
zoo		to-mor-row,				zoo		to-mor-row,			



6	6	1	4	2	7	5	1	2	3	3
Let's	all	go	to	see	the	lions,		and		
Let's	all	go	to	see	the	elephants,		and		

4	2	7	5	6	7	1	-	-	-	:
see	the	mon-keys,		too.						
see	the	pan-das,		too.						



UNIT 3

Lesson 3

How many monkeys can you see?

1. Listen and say.



Let's count! One, two, ..., ten, eleven, twelve, thirteen.

山东出版
SHANDONG PUBLISHING

Fourteen, fifteen, sixteen, seventeen.

Eighteen, nineteen. Nineteen monkeys.

No. Twenty monkeys!



Ha-ha ...

2. Let's talk.



How many rabbits
can you see?



Thirteen.


3. Let's copy.




山东出版
SHANDONG PUBLISHING



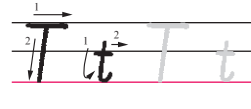
rabbit



swan



tiger



UNIT 3

Lesson 4

Again, please!

1. Let's talk.



What are these?



They're rabbits.

How many rabbits?

Three!

Four!

Look! How many rabbits can you see?



One, two, three, ..., twelve. Twelve rabbits!

2. Fun time.



Count and say.

How many pandas can you see?



Eleven.