



五·四学制

义务教育教科书

英语

(三年级起点)

四年级 下册



山东科学技术出版社

义务教育教科书(五·四学制)

英语

(三年级起点)

四年级 下册



山东出版
SHANDONG PUBLISHING

● 山东科学技术出版社



山东出版

义务教育教科书（五·四学制）

英 语

（三年级起点）

四年级 下册

出版者：山东科学技术出版社

地址：济南市玉函路16号

邮编：250002 电话：(0531) 82098082

发行者：山东新华书店集团有限公司

印刷者：山东临沂新华印刷物流集团

开本：787mm×1092mm 1/16 印张：5.75 字数：115千字

版次：2011年12月第1版

2013年12月第3次印刷

ISBN 978-7-5331-5756-2

定价：5.68元

本书选用了“*This is the way*”、“*How much*”两首歌曲，请上述两首歌曲词曲作者见本通告后与编辑部联系，我们将按国家有关规定支付稿酬。编辑部电话：0531-82098762

前言

亲爱的同学们，欢迎你们使用这套小学英语教材！

学习英语，有利于同学们更好地了解世界，学习先进的科学文化知识，和各国青少年相互沟通；有利于你们开阔视野，丰富生活经历，培养爱国主义精神，为你们的健康成长打下基础。

学完了这套英语教材，你们将能够用英语和同学们互相交流，能听懂、读懂并讲述简单的英语小故事，能演唱20多首英语歌曲和歌谣，甚至还能用英语表演小短剧呢！除了这些，你们还将了解一些外国有趣的人和事。

这套教材有以下几个特点：第一，它是专门为五年制小学的同学编写的；第二，教材内容生动有趣，通过Li Ming、Jenny和Danny等人物展开故事，配有大量的图画；第三，重视英语的学用结合，能够帮助同学们学会用英语“做事情”；第四，学习的难度不大，只要坚持认真学习，积极参与听、说、读、写活动，就能学好！

同学们，这套教材是数码有声点读教材，并且配有学习活动光盘、录音磁带、配套练习册、词汇卡片等，为你们的学习提供了方便。相信你们会喜欢这套教材，喜欢英语学习，并在学习过程中培养良好的习惯和优秀品德，将来成为祖国的有用人才。

祝你们成功！

编者


2013年12月

主 编：田贵森 高洪德
副 主 编：陈元宝 刘 倩
分册主编：陈元宝 孙 杰 刘清波
编写人员：高洪德 陈元宝 刘 倩 孙 杰 刘清波 沙振华
冯永香 姜宜香 潘丽珺 傅 清 赵红霞 杜绍伟
朱红梅 韩惠芬 许立英 李 东 王 红 纪荣艳
杨海燕 孙 泓 李 薇 张 莉 蒋 航
项目负责：孙 锋
责任编辑：于康康 杨立龙 吴艳艳 庾 艳 马阳阳
美术编辑：姜海涛
装帧设计：刘从蓉
音乐编辑：脱晓燕
插 图：刘从蓉 金慧婕
电脑制作：安树仁
审 校：Benjamin K. Hammer [美]


审 定：李静纯

山东出版
SHANDONG PUBLISHING

图例对照说明



listen



read



say



copy




do

山东出版
SHANDONG PUBLISHING



talk



fun time



CONTENTS

Unit 1	Countries	2
Unit 2	Housework	14
Unit 3	Restaurant	26
Unit 4	Weekend	38
Unit 5	Shopping	50
Unit 6	Travel	62
Review	74
Words in Each Unit		80
Vocabulary		83



My Friends & I




Jenny



Li Ming



Wang Hong



It's me.



Peter



Miss Zhang



Tom



Danny

山东出版
SHANDONG PUBLISHING

UNIT 1

Countries

Welcome to China!

Hello! Where are you from?

I'm from Britain.



Is she from the U.S.?

No, she isn't.

Where's she from?

She's from France.

UNIT 1

Lesson 1

I'm from Britain.

1. Listen and say.



山东出版
SHANDONG PUBLISHING



2. Let's talk.



Where are you from?

I'm from Canada.

3. Let's do.



Hello!

Hello! What's your name?

I'm Mr Bean.

Where are you from?

I'm from Britain.

山东出版
SHANDONG PUBLISHING

UNIT 1

Lesson 2

Where's she from?

1. Listen and say.



Look! They're our new friends. That's Sam.



Where's he from?

He's from Australia.

Where's she from?



She's from India.

Is he from the U.S.?



No, he isn't. He's from France.

Where's she from?



She's from Britain.
Her name's Mary.

山东出版

SHANDONG PUBLISHING

2. Let's talk.



Where's she from?



She's from France.



3. Let's do.




山东出版
SHANDONG PUBLISHING

Where's Jim from?

He's from Canada.

Is Mike from Canada, too?

No. He's from the U.S.





Name	Country
Jim	Canada
Mike	

UNIT 1

Lesson 3

I live in Beijing.

1. Listen and say.



山东出版
SHANDONG PUBLISHING


2. Let's talk.



London



Washington D.C.



Beijing



Ottawa

Where are you from?

I'm from Britain.

Where do you live?

I live in London.
It's beautiful.

山东出版
SHANDONG PUBLISHING

3. Let's copy.



Where are you from?

I'm from China.

I live in Beijing.

UNIT 1

Lesson 4

Again, please!

1. Let's talk.



Hello! I'm from China.
I live in Beijing.

Cool!



I'm from Britain.
I live in London.

London is famous!



Where's he from?

He's from the U.S.



Is she from India?

Yes, she is.



2. Listen and repeat.



j

jump juice
June July

w

well warm
winter wear

u

music menu
cute computer

3. Let's do.



London



Ottawa



Washington D.C.



Beijing

Hello! My name's Mary. I'm from Britain. I live in London. London is beautiful. I like it.



Hello! My name's ...



4. Fun time.



Match and play.



Canada



Australia



India



China

You are from Australia.



Yes!

UNIT 1

Try yourself.

1. Enjoy it.

Riceland and Clothesland



The people of Riceland grow rice.
They can't make clothes.



The people of Clothesland make clothes.
They can't grow rice.



The people of Riceland don't have clothes. They are cold in winter.



The people of Clothesland don't have rice. They are hungry.



They have a good idea. They exchange rice and clothes.



They become good friends.
Everyone is happy!

Notes

people 人们

idea 主意

grow 种植

exchange 交换

clothes 衣服

become 成为

2. Check it.

I know

China live her from	Canada the U.S. Britain Australia India France Ottawa London Washington D.C. famous	14 ★ I've got ____ ★.
------------------------	---	--------------------------

I can

<p>I can say the sentences:</p> <p>★ — Where are you from? — I'm from Canada.</p> <p>★ — Where's she from? — She's from Britain. It's beautiful.</p> <p>★ — Where do you live? — I live in London. It's famous.</p> <p>I can do the following:</p> <p>▷ talk about countries and cities</p>	<p>I've got ____ ★ and ____ 🚩.</p>
---	--


3. Learn to learn.

Make and say.



UNIT 2

Housework



Li Ming, can you wash the dishes?

Yes, I can.



What are you doing,
Li Ming?


I'm cleaning
the floor.

UNIT 2

Lesson 1

Can you clean the windows?

1. Listen and say.



Li Ming, let's do housework.



Can you clean your shoes?



Danny, can you clean the windows?



Oh, sorry. I can't do it well.



2. Let's talk.



Can you clean the floor?

Yes, I can.

Can you clean your shoes?




No, I can't.



山东出版
SHANDONG PUBLISHING

3. Let's do.



				
Peter	✓	✗		

Can you clean the floor?

Yes, I can.



Peter can clean the floor.
He can't clean the windows.
...




UNIT 2

Lesson 2

What are you doing?

1. Listen and say.



2. Let's talk.



What are you doing, Jenny?



I'm cleaning the floor.



3. Let's do.



山东出版
SHANDONG PUBLISHING

Are you washing clothes, Danny?

No, I'm not.



What are you doing?

I'm cooking the meal.



UNIT 2

Lesson 3

What's mum doing?

1. Listen and say.



山东出版
SHANDONG PUBLISHING



2. Let's talk.



What's Li Ming doing?

He's cleaning the kitchen.



SHANDONG PUBLISHING

3. Let's copy.



What's she doing?

She's washing the dishes.

He's cleaning the kitchen.

UNIT 2

Lesson 4

Again, please!

1. Let's talk.



2. Listen and repeat.



3. Let's do.



4. Fun time.



Let's sing.

山东出版

SHANDONG PUBLISHING

This is the way ...

1=C $\frac{6}{8}$

1 1 1 1 3 | 5 3 1. | 2 2 2. |

This is the way I cook the meal, cook the meal,

This is the way I clean the room, clean the room,

7 6 5. | 1 1 1 1 3 | 5 3 1 1 |

cook the meal. This is the way I cook the meal. And

clean the room. This is the way I clean the room. And

2 2 2 5 6 7 | 1. 1 0 ||

the meal is yu - mmy, yu - mmy.

the room is ti - dy, ti - dy.


UNIT 2

Try yourself.

1. Enjoy it.

Wait a minute.

I'm going to wash clothes.



Come and help, Sue.



Wait a minute.

I'm going to clean the windows. Come and help.




Wait a minute.

What can we do?



I have a good idea!

Mum, dad, we are hungry.
Can we have lunch now?



Wait a minute, children.

Notes

wait a minute 稍等片刻

children 孩子们

2. Check it.

I know

shoe window clothes flower game water wash clean	housework meal	14★
play computer games do housework cook the meal water flowers		I've got ____★.

I can

<p>I can say the sentences:</p> <p>★ — Can you clean the windows? — Yes, I can. / No, I can't.</p> <p>★ — What are you doing? — I'm washing clothes.</p> <p>★ — What's dad doing? — He's cleaning the kitchen.</p> <p>I can do the following:</p> <p>▷ talk about the housework</p>	<p>I've got ____★</p> <p>and ____🚩.</p>
---	---

3. Learn to learn.

Draw and guess.



UNIT 3

Restaurant

What do you want to eat?

I want to eat *jiaozi*.

山东出版
SHANDONG PUBLISHING



What would you like?

I'd like tomato soup.

I'd like noodles.

山东出版
SHANDONG PUBLISHING

UNIT 3

Lesson 1

I want to eat noodles.

1. Listen and say.



I'm hungry, mum.



Oh! It's time for lunch.

What do you want to eat?

I want to eat *jiaozi*.



What do you want to eat, Jack?

I want to eat noodles.



Sorry, I can't cook Chinese food. Shall we eat out?

OK! Let's go!



2. Let's talk.



What do you want to eat, Li Ming?



I want to eat fish.

3. Let's do.



Hello! I'm Miss Rabbit. I'm hungry.



What do you want to eat?



I want to eat vegetables.



UNIT 3

Lesson 2

What would you like?

1. Listen and say.



2. Let's talk.



What would you like?



I'd like some chicken.



3. Let's do.



山东出版
SHANDONG PUBLISHING

Time for lunch. What would you like?



I'd like some fish.

I'd like some rice.

I'd like *jiaozi*.

Fish, rice and *jiaozi*. Wait a minute, please.




Thank you.

UNIT 3

Lesson 3

Would you like something to drink?

1. Listen and say.



What would you like?

A big pizza, please.

And two small cakes.



Would you like something to drink?

Yes. I'd like some pear juice.


Me, too.



Have some fruit, please.

OK! I like bananas.

I like oranges.



2. Let's talk.



山东出版
SHANDONG PUBLISHING

3. Let's copy.



What would you like?

I'd like some noodles.

Have some fruit, please.

UNIT 3

Lesson 4

Again, please!

1. Let's talk.



What would you like?

I'd like *jiaozi*.

OK! *Jiaozi*!



Would you like something to drink?

Yes. I'd like some orange juice.

Look!



What do you want to eat, Danny?

I want to eat a banana.



Ouch!



2. Listen and repeat.



C

nice rice
face dance

C

cap call
cold come

O

on often
hot body

3. Let's do.



MENU FOR NEXT WEEK

	MON	TUE	WED	THU	FRI
Food	fish rice soup				
Drink	juice				
Fruit					

What would you like for Monday?

I'd like fish, rice and soup.

Would you like something to drink?

Yes. I'd like some juice.

4. Fun time.



Let's chant.

What would you like?

What would you like?

I'd like rice.

What would you like?

I'd like pies.

Rice, pies, they're very nice.

What would you like?

I'd like apples.

What would you like?

I'd like noodles.

Apples, noodles, they're very nice.

UNIT 3

Try yourself.

1. Enjoy it.

I could eat a horse.



山东出版

SHANDONG PUBLISHING



Notes

horse 马

I could eat a horse. 我饿极了。

beef 牛肉

2. Check it.

I know

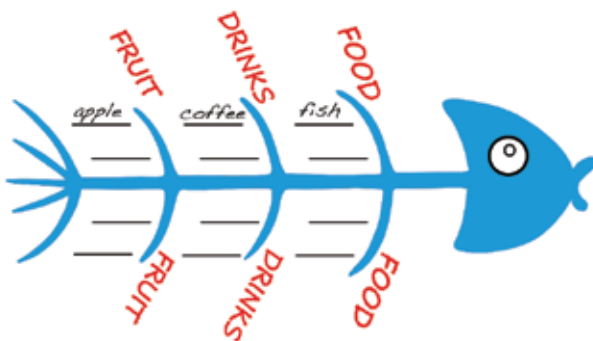
noodle food potato soup tomato minute cake fruit banana want eat wait drink	pear out something	17 ★
wait a minute		I've got ____ ★.

I can

<p>I can say the sentences:</p> <p>☆ — What do you want to eat? — I want to eat noodles.</p> <p>☆ — What would you like? — I'd like rice and potatoes.</p> <p>☆ — Would you like something to drink? — Yes. I'd like some pear juice.</p> <p>I can do the following:</p> <p>▷ talk about food and drinks</p> <p>▷ order a meal</p>	<p>I've got ____ ★</p> <p>and ____ ▶.</p>
--	---

3. Learn to learn.

Use the fish bone chart.



What would you like?

